





## LARKFIELD / PADDOCK WOOD MOB MATCH - 13th JULY 2010

Pos	Time	Club		Name	Points								
					Cat	M	M40	M50	M60	F	F35	F45	F55
1	35.00	PW		Ridger, James	M	10							
2	35.01	PW		Robb, Gareth	M	9							
3	35.13	LAC		Hesketh, Simon	M40		10						
4	35.33	PW		Chalklin, Steve	M	8							
5	36.39	PW		Tricker, Colin	M	7							
6	37.13	LAC		Evans, Michael	M	6							
7	37.51	PW		Richards, Oscar	M	5							
8	38.02	LAC		Curtis, Paul	M	4							
9	38.04	PW		Riordan, Jonathan	M	3							
10	38.25	LAC		Groom, Steve	M	2							
11	38.39	PW		Rowland, Rob	M	1							
12	38.58	PW		Buckingham, Pete	M40		9						
13	39.38	LAC		Throssell, Steve	M	1							
14	39.44	PW		Burton, Laura	F					9			
15	40.01	PW		Fletcher, Andrew	M50			10					
16	40.14	LAC		Ostrehan, Kevin	M40		8						
17	40.21	LAC		Walker, Trevor	M50			9					
18	40.26	PW		Bidois, Richard	M40		7						
19	40.51	LAC		Groom, Nicola	F					8			
20	40.53	LAC		Stickells, James	M	1							
21	41.12	PW		Walter, Mike	M	1							
22	41.34	PW		Newman, Alan	M50			8					
23	41.58	LAC		Reeves, Steve	M	1							
24	42.11	LAC		Ostrehan, Bridget	F35							7	
25	42.11	LAC		Munday, Paul	M40		6						
26	42.19	PW		Baker, Steve	M40		5						
27	42.22	PW		Bates, Lukas	M	1							
28	42.41	LAC		Evans, Ron	M50			7					
29	42.51	LAC		Dawson, Natasha	F					7			
30	43.01	LAC		Burley, Matt	M	1							
31	43.20	LAC		Smart, Neil	M	1							
32	43.28	LAC		Chapman, D	M	1							
33	43.34	PW		Davis, James	M	1							
34	43.42	LAC		Dean, Dave	M50			6					
35	43.48	LAC		Johnson, Abi	F35							6	
36	44.36	PW		Leat, Rob	M	1							
37	44.36	Gst		Day, A									
38	45.11	LAC		Morris, Dave	M60				5				



81	63.46	PW		Riggs, Jackie	F45							1	
82	64.09	LAC		Morris, Jane	F45							1	
83	66.09	LAC		Garrett, Lucy	F35						1		
84	67.47	PW		Perman, Jenny	F55								1

## MATCH RESULT

Cat	Paddock Wood AC	Larkfield AC
M	50	21
M40	29	26
M50	25	31
M60	7	5
F	15	30
F35	9	19
F45	39	17
F55	12	3
<b>Points Totals</b>	<b>186</b>	<b>152</b>

### SCORING

If there are 10 or more runners in an age category - scores are allocated 10 to the leader then 9, 8 7 down to 1 point for 10th place. All subsequent finishers in the age category get 1 point.

If there are 5 to 9 runners in an category, the number of runners is the points the first runner gets and each subsequent finisher gets allocated points on a descending scale.

If there are less than 5 runners in an age category, first one gets 5 points, second gets 4 points etc

Age category winners shown in yellow